



Register data as an identification tool for dairy herds with potential welfare problems



Nina Otten ^{1*}, Peter T. Thomsen ², Nils Toft ¹ and Hans Houe ¹

¹ Department of Large Animal Sciences, Faculty of Life Sciences, University of Copenhagen

² Department of Animal Health and Biosciences, Faculty of Agricultural Sciences, Research Centre Foulum, Tjele, University of Aarhus

* nio@life.ku.dk

Objective

Preliminary study to investigate the ability of register datas potential to identify dairy herds with potential animal welfare problems

Materials & methods

Study design

- Retrospective cross-sectional study using pre-collected data from farms participating in *The Loser Cow project* ¹ (data collected from September 2003 to October 2004, n=113) and data from the National Cattle Database (data collected for each herd from January 2003 to December 2004, \pm six month period prior and after the date of visit)
- Lameness prevalence from *The Loser Cow project* as an indicator for impaired animal welfare and the relation between a set of 28 variables from the register data associated with animal welfare

Statistical analysis

- Correlation analysis
- Regression analysis of factors having significant relations with lameness prevalence. Backward elimination.
- Arcsine transformation of the lameness prevalence.
- 95% Confidence interval

Results & discussion

Variables per 100 cow years	Mean	Q1	Q3
Cows per year	141	115	157
Dead cows %	5,21	3,58	6,22
EKM kg per cow years	6632	5786	7688
Bulk tank SCC	217275	173750	250000
Lameness prevalence	10,13	3,31	14,51

Variables significantly related to the lameness prevalence:

- Bulk tank SCC
- Proportion of cows with deviation in fat/protein content > 1,5
- Proportion of dead cows
- Milk yield percentage 1.lactation cows versus 3.+lactation cows
- Milk yield percentage 2.lactation cows versus 3.+lactation cows
- Median age at first calving
- SD age at first calving
- Proportion of lean cows at slaughter

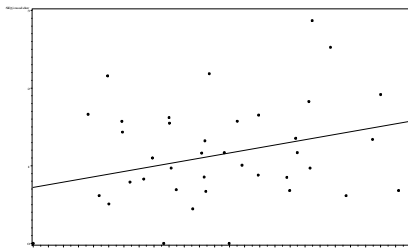


Figure 1
 Correlation lameness prevalence and SD age at first calving ($p = 0,0499$)

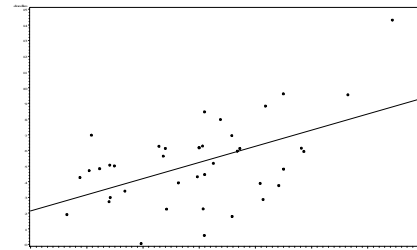


Figure 2
 Correlation lameness prevalence and the proportion of dead cows ($p < 0,001$)

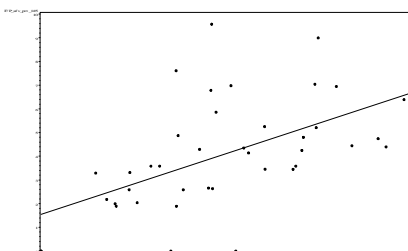


Figure 3
 Correlation lameness prevalence and the proportion of cows with a deviation in fat/protein content > 1,5 ($p = 0,0275$)



Conclusion

Register data does have some potential in the identification of dairy herds with potential welfare problems.

Eight out 28 variables showed a significant relation with the lameness prevalence.

This preliminary model will be investigated further by assigning cut-off values to each variable and to what combinations of variables will add the best strength to the model. Finally the model will be validated by a full on-farm welfare assessment.

